



FROM THE PAST TO THE FUTURE:
**HOW TO MAKE
THE MOVE FROM
ISDN TO SIP**

ORGANISATIONS ARE CHANGING THE WAY THEY THINK ABOUT COMMUNICATIONS

Today's business climate calls for reliability, agility and flexibility. In order to deliver on these core goals, the tools companies need to communicate to their customers and the wider world must be future ready and fit for purpose.

However, that is not always the case. Many companies are still relying on traditional Integrated Services Digital Network (ISDN) technology for their business communications, most of which are now becoming obsolete in a business environment where terms of interaction are dictated by increasingly demanding customers.

Being 'always on' is now an expectation rather than a bonus, moving to a modern system is becoming a necessary step for businesses that are serious about how they communicate.

In this guide, we explore how the telecommunications landscape is changing, why businesses are moving and what the map to change looks like. We also see how one business revolutionised their communications by moving from a traditional ISDN-based solution to Session Initiated Protocol (SIP) trunking.



TRADITIONAL SYSTEMS ARE DYING

It is common knowledge that ISDN is a dying technology. Indeed, BT intend to switch their ISDN network off entirely in 2025 and the general consensus is the technology will be as good as gone within five years.


But this traditional system is still being used by many businesses.

What is ISDN?

ISDN is a communications network that relies heavily on physical infrastructure, specifically copper wiring. It came to prominence because it provided the opportunity to transmit voice and data over the same lines. However, because of its reliance on physical infrastructure to manage calls and additional functionality via a PBX (or multiple), this takes up space within business premises and requires resource to administer and maintain.

Similarly, it is hard to add and remove new lines to an ISDN network because it requires physical addition and removal.

And when things break, there is no quick fix.



What to replace it with?

The future-ready solution is SIP trunking. SIP is a ready-made replacement for ISDN, connecting a business's PBX to the provider's national network via broadband, Ethernet or a private circuit. SIP emerged through a growing need for reliable, flexible and scalable communications technology that enables growing businesses to manage communications effectively in line with demand and is already prepared for voice and data convergence further down the line.



THREE REASONS WHY BUSINESSES ARE SWITCHING



1. COST

One SIP channel can cost approximately **50%** less of the ISDN equivalent

SIP trunking is not only less costly per channel for line rental than ISDN, but can also deliver savings on call costs, with many providers offering inclusive minutes as part of the monthly fee.

SIP trunking requires less physical infrastructure, with fewer lines needed than with ISDN, in turn reducing the maintenance costs on required PBXs. This is all the more important for enterprise businesses, who are likely to have multiple offices and more lines.

The bigger the business, the bigger the saving.



2. GROWTH

Additional SIP trunks can be added in **less than a minute!**

The beauty of a modern communications solution is that the addition of new lines and new office locations becomes a simple, pain-free process. Line capacity to meet demand can be managed effectively without fuss and in most cases, call routing can be controlled easily, without requiring support from a supplier.

Importantly for growing businesses, it means that setting up new offices and remote workers does not require entire teams to stop working for installation to take place. Implementation can be seamless and in most cases the impact on productivity is minimal, if at all.

Number flexibility with SIP trunking ensures that if you are changing office completely, you can keep your existing numbers, even if you are moving to a different geographic location.



3. RELIABILITY

When a traditional ISDN connection goes down, it can be for **days rather than hours.**

In addition, businesses are reliant on their provider for a resolution, or to implement expensive call forwarding options reactively until the problem is resolved. A modern solution, like SIP trunking or a fully-hosted phone system, comes with in-built resilience features. These solutions ensure that if something goes awry, business continuity can be maintained, with instant failover of voice traffic on to a different line or call plans that can include immediate redirection of calls to different hunt groups, office locations or even mobiles.

Due to this, thousands of UK businesses have identified cloud-based telephony as the future-ready technology they need to enable growth and agility.

EXTEND YOUR REACH WITH INTERNATIONAL SIP TRUNKS

Helping you to establish a local presence with compliant SIP trunks.

International SIP is designed to support UK businesses who are also operating overseas by allowing you to make outbound and inbound calls at a reduced rate. A typical deployment would allow you to connect your UK operations to international destinations as required. International SIP supports eight European destinations:



Ireland



Belgium



Denmark



France



Germany



Netherlands



Spain



Sweden

What are the benefits?

By using an international SIP connection, you can not only reduce or fix telephony costs but also increase resilience and enable greater flexibility.



Pan-European – consistent service wrap providing a single point of contact, contract and billing to reduce your administration costs



Cost savings – you could make 25%-50% savings from a converged architecture combining both voice and data networks



In-country access – we can supply the end-to-end network connectivity if required, or simply overlay onto your existing infrastructure



Regulatory adherence – there are no international standards that can be globally applied, so we can help you make sure you operate under the “law of the land”



Local breakout – rather than routed to the UK, ensures local calls are treated and billed as such



Number management – need new numbers or simply want to use your existing?

Present your own numbers



KEY STEPS TO MAKING THE MOVE TO SIP



1. Scope the job

Work with your communications provider to find out what the move will look like for your business. This may be a wholesale switch in one move, a phased branch by branch transition, or even floor by floor. SIP can work alongside ISDN, so the switch needn't be fraught with the panic of turning one system off and another on at the same time. Costing will also be included within this part of the process.

During this period there should be little or no disturbance to your business. And any tests or checks can be carried out in a controlled environment.



2. Audit the current system


A big part of the process from the customer's end will be auditing current infrastructure and network capacity. Essentially, the provider needs this information in order to understand the optimum service provision required to meet business demands.

This can include the available bandwidth on the existing data connectivity, to decide if additional or dedicated connections are required to carry voice traffic. As with any audit, it will be a case of check and check again to ensure everything is accounted for.



3. Install the new system


With the project scoped and budgeted, the next step will be to begin installation. As SIP trunking comes with less physical infrastructure than ISDN, you will notice a substantial change in what has to be stored and maintained on site. Also, because SIP can work alongside ISDN whilst the installation is taking place, there should not be any real disturbance to your business systems during this stage of the process.



4. Test and check

Unlike ISDN, a modern SIP-based phone system can integrate with business applications including Skype for Business. It also comes with built-in resilience and business continuity features. Each of these will be tested thoroughly before anything goes live to ensure the new system is working as expected.

The IT department may find itself a little busier than usual during this period. But workers, at large, shouldn't notice a thing as your provider checks your new system.



5. Go live

Time to turn the new system on. With all the checks done and continuity provisions in place, this stage should be less uncertain than it may first sound. Depending on your initial plan, the 'go live' could happen in one month, one day or one hour. The important thing is to note that if steps one to four have been completed correctly, step five should go smoothly.

For modern businesses, there is no longer a good reason to continue working with an ISDN-based telecommunications solution.

With the cost-saving potential of SIP trunking, as well as its resilience and reliability, it is the common sense option for any organisation looking to be truly always on, and to provide customers with a first class experience. As this guide demonstrates, the benefits of moving to SIP trunking can transform business communications and the process of switching is simple and safe, even for the most risk averse of businesses.

If you'd like to discuss how Daisy can help address your business needs, speak to one of our specialists:

Call: **0344 863 3000**

Email: [**enquiry@daisyuk.tech**](mailto:enquiry@daisyuk.tech)